










EASTER



Easter Count And Color

Color, count and write the numbers in the boxes below









	<input type="text"/>		<input type="text"/>		<input type="text"/>		<input type="text"/>
	<input type="text"/>		<input type="text"/>		<input type="text"/>		<input type="text"/>

SPRING









COLORING PAGE

Create a color palette and color the following spring illustrations



Spring Vibes

Coloring and memory game.



Instructions: Print (2x), color and start playing.




Easter


FINISH THE PICTURE



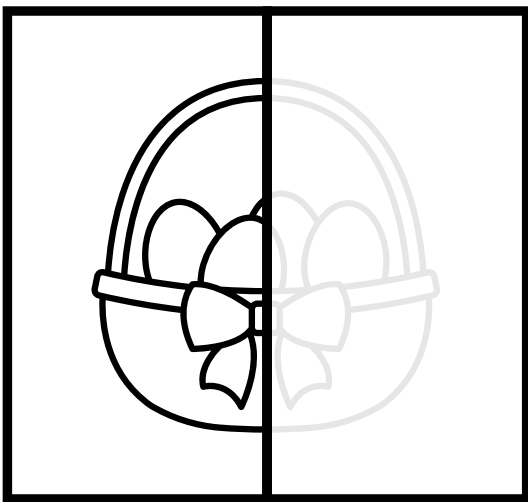
Draw the other halves, color the pictures and trace the words.




bunny



egg






basket


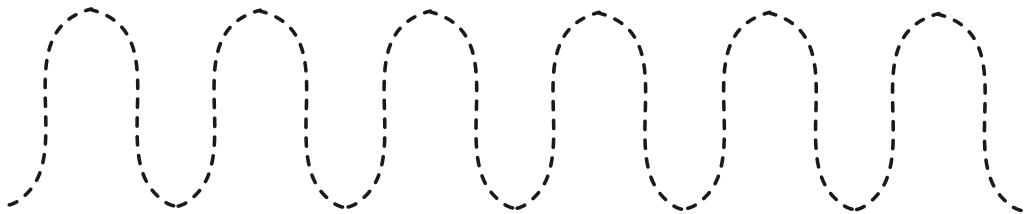

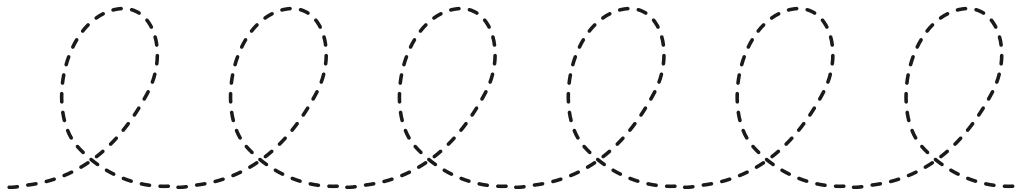

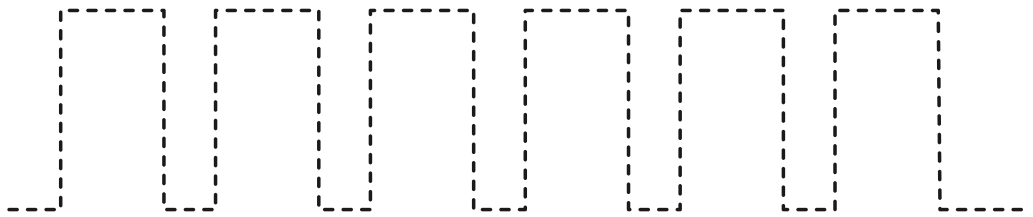




candy

Happy Easter



Trace the lines



Date:

Color By Number

Look at the references and color the butterflies

1 Violet and pink







3 Orange and red

5 Yellow and light blue

2 Blue and green

4 Orange and green










6 Yellow and pink



EASTER

COLORING PAGE

Create a pastel color palette
and use it to color the pictures





Name: _____

Date: _____

Color by Number

Use the color key below.












MY EASTER COLORING PAGE





EASTER



















Dot to Dot

Follow the numbers to connect each dot.



Hidden Objects



Find the hidden objects below in the picture above.

